




# Oxford Pathfinder Club: Friend Class Session No.7

---

17 Jan 2021

# Today's Plan



FRIENDSHIP DEVELOPMENT: REQUIREMENT 1& 2-

1. DISCUSS FOUR EVERYDAY SITUATION WHERE YOU HAVE PRACTICED THE GOLDEN RULE
2. DISCUSS GOOD TABLE MANNERS

# Review: Last Session & Homework

## Last session

- Serving Others requirement 2 prove yourself to be a good citizen at home and at school:
- Memory Gems: John 10:10 & John 17:15

## Homework & Task set so far

- Write a report on the book the happy path
- Book club certificate-did you choose the books you want to read under each category?
- **Learn memory gem on doctrine: John 10:10**
- **Learn memory gems on salvation John 17:15**
- Review and learn books of old testament
- Write a summary on outreach in oxford or Banbury if you attended
- **Read with your parents the historical prologue of the book early writing and list the main events**
- **Book for January and February: book on mission, read and write a book report**
- Upload your completed work so far to the pF website

Spiritual Discovery  
Requirement no 2:

Memory Gems

Doctrine:  
John10:10

- The thief does not come except to steal, and to kill and to destroy. I have come that they may have life, and that they may have it more abundantly.


Salvation:  
John17:15

- I do not pray that You should take them out of the world, but that You should keep them from the evil one.


# Friendship Development

Requirement no 1&2:

- 1: discuss four everyday situation where you have practiced the golden rule
2. Discuss good table manners



The Golden rule: Do unto others as you would have them do unto you. Matt 7:12

- Listen
  - Not speaking when someone else is speaking
  - Be friendly
  - Not shouting at others
  - Helping others when they need help(brothers sister, friends)
  - Offering to do someone's shopping if they cannot do it for themselves
  - Being kind and considerate
  - Offer words of encouragement
- 



# Good table manners Discussion

- ❖ a well mannered person starts eating: after everyone has been served and the host begins to eat.
  - ❖ If you are at a large dinner party after 4 or 5 has been served and the host says "please go ahead so the food doesn't get cold"
- ❖ Do not place your elbows on table whilst you are eating but only perhaps whilst reasting between courses or conversation at the end of the meal
- ❖ Throughout the meal leave your napkin on your lap
- ❖ Pass a jug or pitcher to the next person with the handle facing towards that person.
- ❖ If the hostess serves good food you do not like, keep quiet and take a small portion anyway.
- ❖ When you serve yourself gravy, do so by using the gravy ladle. If there isn't one just pour it out. Never use your own spoon.
- ❖ When butter or jam is passed, put it on your plate then then transfer it to your bread roll
- ❖ When finger foods such as olives, biscuits or sandwiches are passed round place them on your plate then transfer them to your mouth.
- ❖ As a general rule with cutlery you start at the outside and work your way in towards your plate as the meal progresses. When in doubt follow the lead of your host
- ❖ When you have finished using your knife and fork you should lay them flat in the middle of your plate
- ❖ When passing your plate for seconds you should lay the knife and folk side by side across your plate

# Homework

With your parents demonstrate good table manners and sign the date this was done in the demonstration date of good table manners section in your workbook.


Continue to learn and memorise your memory Gems

Fiction	Non-Fiction
<b>Purpose: To Entertain</b>	<b>Purpose: To Learn</b>
<ol style="list-style-type: none"> <li>1. Read to enjoy</li> <li>2. Read in order <ul style="list-style-type: none"> <li>• Beginning</li> <li>• Middle</li> <li>• End</li> </ul> </li> <li>3. Story Elements <ul style="list-style-type: none"> <li>• Characters</li> <li>• Settings</li> <li>• Events</li> <li>• Plot/problem</li> <li>• Solution</li> </ul> </li> </ol>	<ol style="list-style-type: none"> <li>1. Read for info</li> <li>2. Read in any order</li> <li>3. Text Features <ul style="list-style-type: none"> <li>• Table of Contents</li> <li>• Index</li> <li>• Keywords (bolded, italicized, highlighted)</li> <li>• Glossary</li> <li>• Photographs</li> <li>• Caption</li> <li>• Diagram</li> <li>• Labels</li> <li>• Maps, Charts, &amp; Graphs</li> </ul> </li> </ol>



### Autobiography

The story of a real person's life that is written by that person.




## Book Club Certificate Categories


- Mission
- Autobiography
- Nature of Science
- One book of personal choice (excluding fiction e.g novels etc)




<https://adventistbookcenter.com/>  
<https://adventistbookcenter.com/resources/pathfinder-adventure.html?p=1>  
<https://adventistbookcentre.com.au/pathfinders/pathfinders/reading-junior.html>



Sanctuary Light



Faith Roots



Humble Stones

